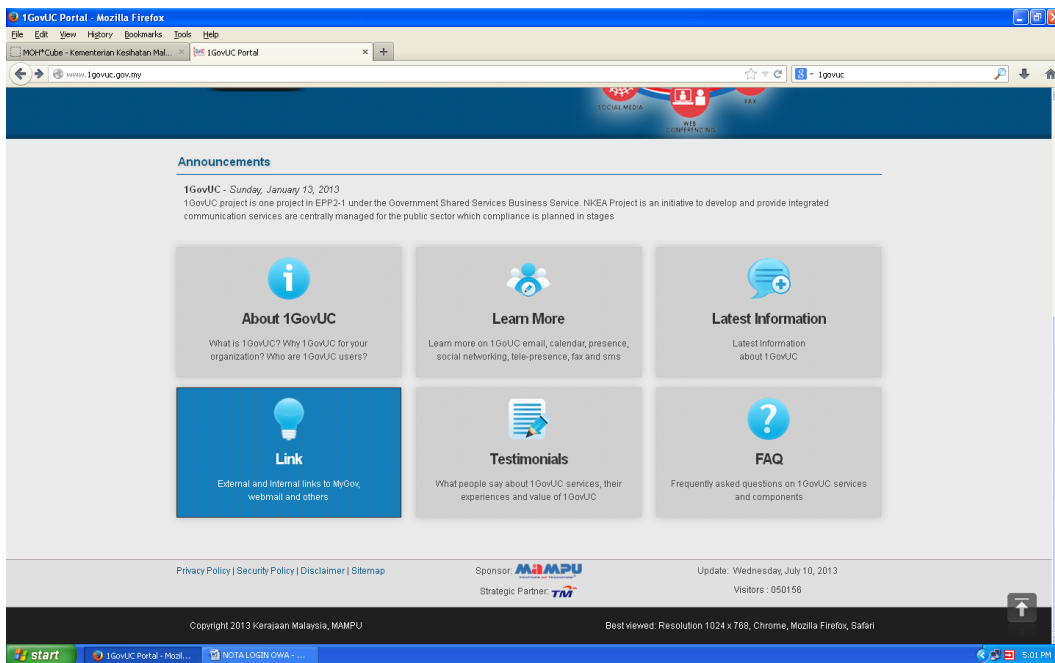


CARA-CARA LOGIN WEBMAIL 1GOVUC

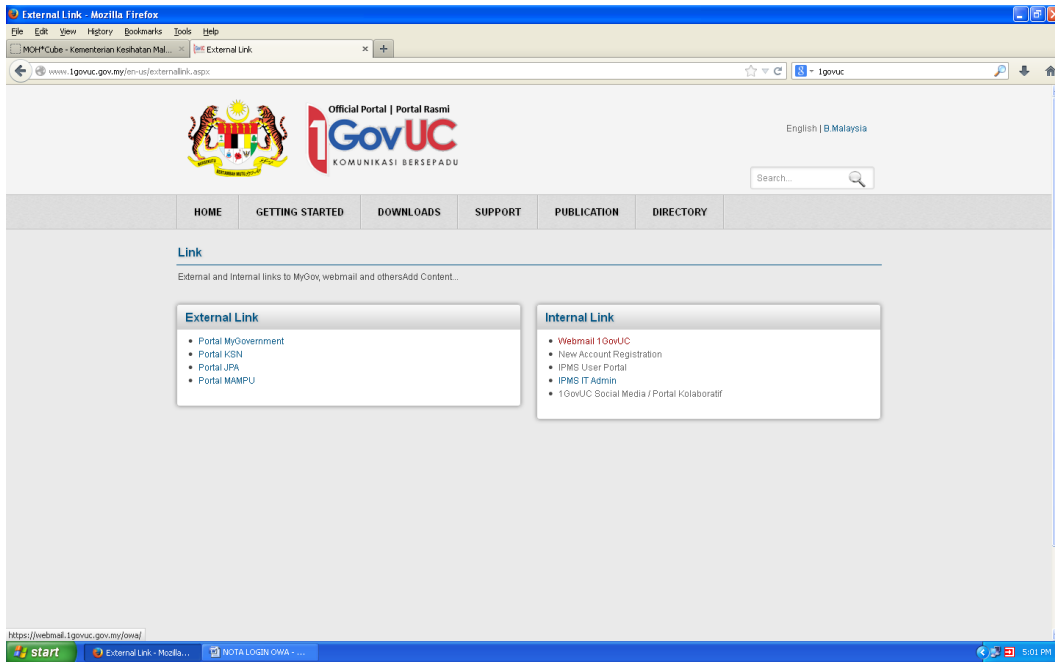
1. Layari Portal 1GOVUC



2. Pilih Link



3. Pilih Webmail 1GovUC



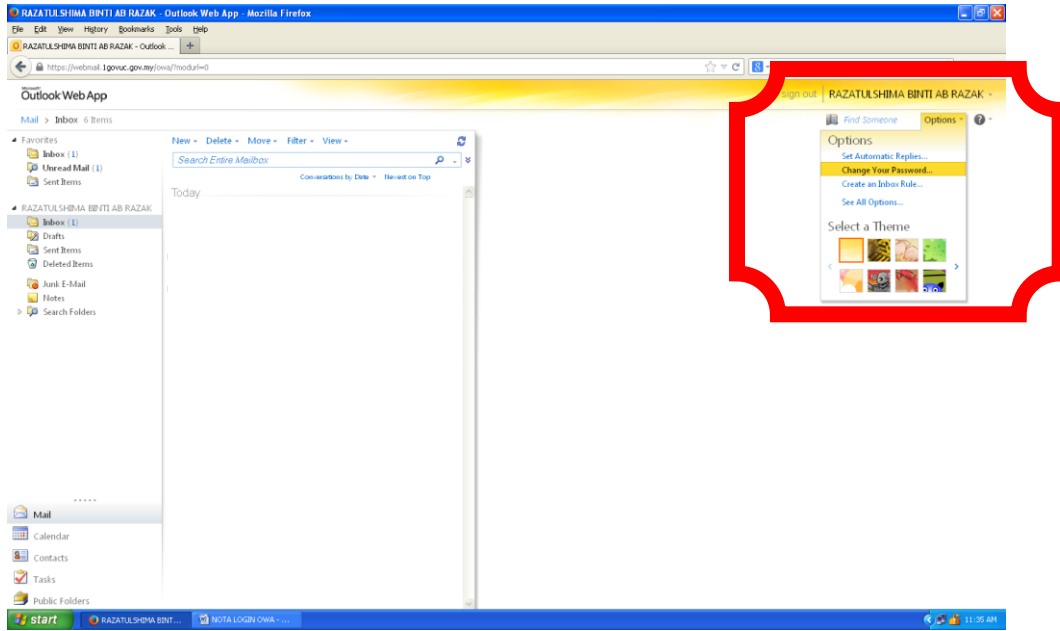
4. Masukkan :

Domain\username : 1govuc\xxxxx.moh

Password : P@ssword.123

A screenshot of the Microsoft Outlook Web App login page. The page title is 'Microsoft Outlook Web App'. It features a 'Security' section with two radio buttons: 'This is a public or shared computer' (selected) and 'This is a private computer'. There is also a checkbox for 'Use the light version of Outlook Web App'. Below this, there are two input fields: 'Domain\user name:' containing '1govuc\xxxxx.moh' and 'Password:' containing 'P@ssword.123'. A 'Sign in' button is located to the right of the password field. At the bottom, it says 'Connected to Microsoft Exchange' and '© 2010 Microsoft Corporation. All rights reserved.'

5. Sila tukar password terlebih dahulu.



6. Masukkan password lama dan baru.

7. Klik Save.

8. Klik Sign-out dan Log-in semula dengan menggunakan password baru.

